

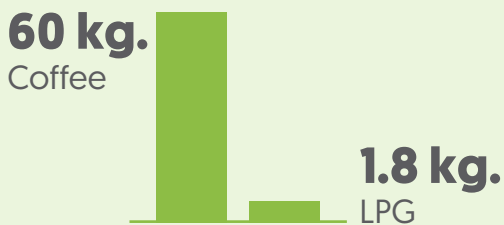
Save 30% of your gas consumption

The specifications refer to a Ghibli
R15 kg roaster

**30% less gas usage
than the industry
average**



Coffee/Gas Ratio



Hourly Consumption

1.8 kg. gas
for ~4 batches/hour



Batch Sum Total

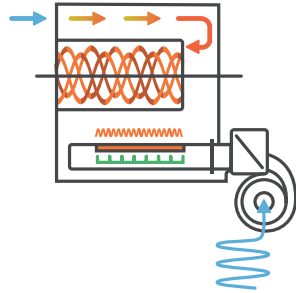


*Tested in the Coffee-Tech Engineering R&D laboratory

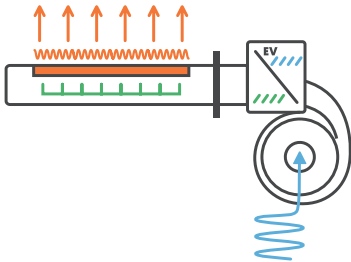
Join the revolution of environmentally responsible roasting.



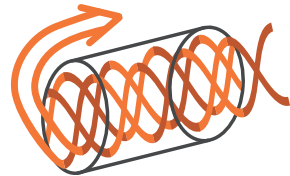
Sealed Ceramic Chamber ensures thermal stability



Pressurized Combustion Chamber maintains internal pressure



Premix Gas Burner produces energy sustainably and efficiently



Vortex Drum requires 90% less air to transfer heat